

6.2 Writing


Mutual dictations (poem)

Focus: *working in pairs to practise writing, reading listening and speaking.*

1. Face each other in pairs, Student A and Student B.
You each have one half of a poem and you must read out your words to one another until the poem is complete. No looking! Student A dictates 2/3 words and Student B writes, then B dictates 2/3 words and A writes, and so on until the poem is complete. Use the following phrases:

Can you spell that please? Sorry, could you repeat that?

2. Finally show one another your sheets to check for accuracy.
3. Next, read the entire poem. Do you like it? Discuss your answers.



Student A

What is... ____ ____?

The sun is ____ ____
Sailing across ____ ____.

It is a ____ ____
Dropped down ____ ____ in heaven

____ ____ yellow beach ball
____ ____ in the sky.

____ ____ red ____ - ____
On a sheet of ____ ____.

It is the ____ ____ from a milk bottle
____ ____ on a puddle.

By Wes Magee.
In ExamStart Ordinary Level English by Frances Rocks
Gill & Macmillan (page 114)

Student B

___ ... the Sun?


___ an orange dinghy
 ___ a calm sea.

___ gold coin
 ___ a drain ___.

It is a _____
 Kicked high _____.

It is a ___ thumb-print
 ___ pale blue paper.

___ gold top _____
 Floating _____.



By Wes Magee.
 In ExamStart Ordinary Level English by Frances Rocks
 Gill & Macmillan (page 114)




Follow-up Activity

4. Write your own poem:

What is... the moon?

First, with a partner, brainstorm all the words, ideas and images you associate with the moon.



- 5.** Now write the poem by using your ideas and following the shape of the poem about the sun.
- 6.** Write it out neatly with a coloured background.
- 7.** Read one another's poems.